


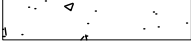
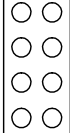
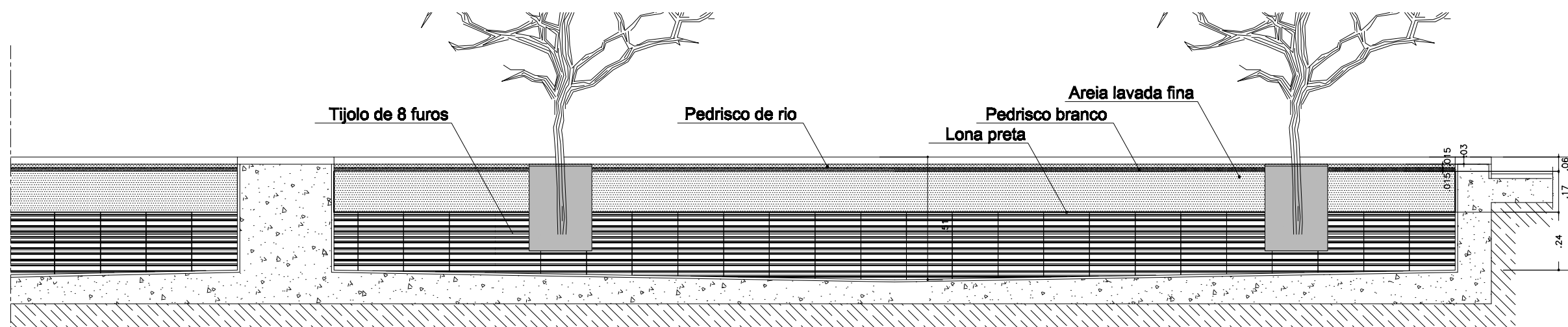


CORTE BB
JARDIM HALL DE ENTRADA
 esc.: 1/10

Legenda

-  **Areia lavada fina**
-  **Pedrisco branco**
-  **Pedrisco de rio**
-  **Base de concreto existente no jardim**
-  **Tijolo de 8 furos 19x19x09**

Antes da execução da obra, todas as medidas deverão ser conferidas no local.



CORTE AA
JARDIM HALL DE ENTRADA
 esc.: 1/20